

MAST III CHARTER SCHOOL

2021-22 SCHOOL PROGRESS REPORT ON EDUCATION AND EQUITY

School Code | 3445 Sector | Charter Network | Charters
 Principal Name | Phil Serpiello
 Address | 1 Crown Way
 Phone | - Website | mast3.org/
 Report Type | K-8 School Grades in Report | K-7
 Admissions Category | Citywide With Criteria
 Turnaround Model | N/A
 Receives HS Report | No
 Oct 1 Enrollment | 1106

Student Enrollment and Demographics



- 0.5% American Indian / Alaskan Native
- 8.0% Asian
- 37.7% Black / African American
- 25.0% Hispanic / Latino
- 5.3% Multi Racial / Other
- 0.1% Native Hawaiian / Pacific Islander
- 23.3% White

1161 Total Number of Students Served for 10+ Days Over the Year	19.2% % Students with IEPs
6.5% % English Learners	100.0% % Economically Disadvantaged

Student Attendance

43.6% % Students Attending at Least 95% of Instructional Days	73.0% % Students Attending at Least 90% of Instructional Days
-------------------------------------------------------------------------	-------------------------------------------------------------------------

Score Level	Performance	Improvement	Level
Level 5			
Performance <i>At or Above Target in</i> 22.2 % <i>2 out of 9 Eligible Metrics</i>			
Improvement Insufficient Data for Score			
Goal Performance (All Students)			
GOAL 1 PSSA ELA % of Students Proficient or Advanced (Grades 3-8) Score: 36.4 % -6.1 pts from 2021-2022 target NOT MEETING no data prior year			
GOAL 2 PSSA ELA % of Students Proficient or Advanced (Grade 3) Score: 43.6 % 4.3 pts above 2021-2022 target MEETING no data prior year			
GOAL 3 PSSA Math % of Students Proficient or Advanced (Grades 3-8) Score: 15.4 % -13.3 pts from 2021-2022 target NOT MEETING no data prior year			
<ul style="list-style-type: none"> Meeting Target Not Meeting Target 			
American Indian / Alaskan Native		Insufficient Data for Score	Insufficient Data for Score
Asian		Insufficient Data for Score	Insufficient Data for Score
Black / African American		Insufficient Data for Score	Insufficient Data for Score
Hispanic / Latino		Insufficient Data for Score	Insufficient Data for Score
Multi Racial / Other		Insufficient Data for Score	Insufficient Data for Score
Native Hawaiian / Pacific Islander		Insufficient Data for Score	Insufficient Data for Score
White		Insufficient Data for Score	Insufficient Data for Score
English Learners		Insufficient Data for Score	Insufficient Data for Score
Students with IEPs		Insufficient Data for Score	Insufficient Data for Score
Economically Disadvantaged		Insufficient Data for Score	Insufficient Data for Score

Reading/ELA: Every Student Reads On or Above Grade Level

Goal 1 - Reading Grades 3-8

School Code | 3445 School Name | MAST III Charter School

Goal 1: The percentage of students in grades 3-8 who are proficient on the state ELA assessment will grow from 35.7% in August 2019 to 65.0% by August 2026

PSSA ELA: % of Students Proficient or Advanced, Grades 3-8

All Students, 715 students

Score: 36.4 %



2021-2022 Target: 42.5 %

-6.1 pts from target

2025-2026 Goal: 65.0 %

-28.6 pts from target



- Meeting Target
- Not Meeting Target

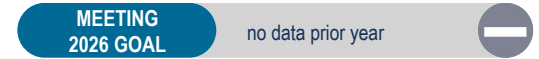
American Indian / Alaskan Native

Insufficient Sample

Asian, 62 students

Score: 67.7 %

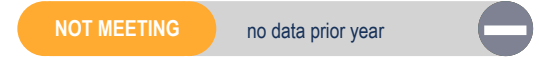
25.2 pts above target



Black / African American, 278 students

Score: 24.5 %

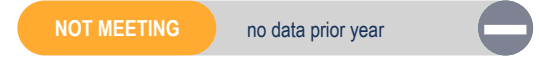
-18.0 pts from target



Hispanic / Latino, 175 students

Score: 34.3 %

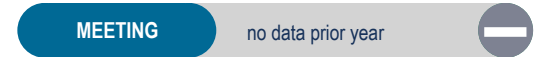
-8.2 pts from target



Multi Racial / Other, 40 students

Score: 50.0 %

7.5 pts above target



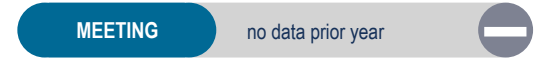
Native Hawaiian / Pacific Islander

Insufficient Sample

White, 155 students

Score: 44.5 %

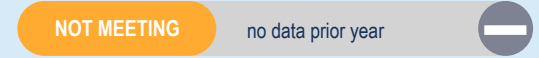
2.0 pts above target



English Learners, 45 students

Score: 28.9 %

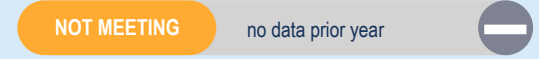
-13.6 pts from target



Students with IEPs, 137 students

Score: 7.3 %

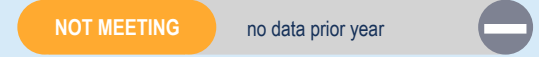
-35.2 pts from target



Economically Disadvantaged, 713 students

Score: 36.2 %

-6.3 pts from target



Reading/ELA: Every Student Reads On or Above Grade Level

Goal 2 - Reading Grade 3

School Code | 3445 School Name | MAST III Charter School

Goal 2: The percentage of 3rd grade students who are proficient on the state ELA assessment will grow from 32.5% in August 2019 to 62.0% by August 2026

PSSA ELA: % of Students Proficient or Advanced, Grade 3

All Students, 149 students

Score: 43.6 %



2021-2022 Target: 39.3 %

4.3 pts above target

2025-2026 Goal: 62.0 %

-18.4 pts from target



- Meeting Target
- Not Meeting Target

American Indian / Alaskan Native

Insufficient Sample

Asian

Insufficient Sample

Black / African American, 48 students

Score: 27.1 %
-12.2 pts from target

NOT MEETING

no data prior year



Hispanic / Latino, 35 students

Score: 51.4 %
12.1 pts above target

MEETING

no data prior year



Multi Racial / Other

Insufficient Sample

Native Hawaiian / Pacific Islander

Insufficient Sample

White, 41 students

Score: 48.8 %
9.5 pts above target

MEETING

no data prior year



English Learners

Insufficient Sample

Students with IEPs

Insufficient Sample

Economically Disadvantaged, 148 students

Score: 43.2 %
3.9 pts above target

MEETING

no data prior year



Math & Science: Every Student Performs On or Above Grade Level

Goal 3 - Math Grades 3-8

School Code | 3445 School Name | MAST III Charter School

Goal 3: The percentage of students in grades 3-8 who are proficient on the state Math assessment will grow from 21.6% in August 2019 to 52.0% by August 2026

PSSA Math: % Students Proficient or Advanced, Grades 3-8

All Students, 720 students

Score: 15.4 %



2021-2022 Target: 28.7 %

-13.3 pts from target

2025-2026 Goal: 52.0 %

-36.6 pts from target

NOT MEETING

no data prior year

PSSA Science

% of Students Proficient or Advanced in Science (Grades 4 and 8)

46.6 %

69 out of 148 students

American Indian / Alaskan Native

Insufficient Sample

Asian, 62 students

Score: 40.3 %

11.6 pts above target

MEETING

no data prior year

Black / African American, 279 students

Score: 6.1 %

-22.6 pts from target

NOT MEETING

no data prior year

Hispanic / Latino, 176 students

Score: 13.6 %

-15.1 pts from target

NOT MEETING

no data prior year

Multi Racial / Other, 40 students

Score: 22.5 %

-6.2 pts from target

NOT MEETING

no data prior year

Native Hawaiian / Pacific Islander

Insufficient Sample

White, 158 students

Score: 22.2 %

-6.5 pts from target

NOT MEETING

no data prior year

English Learners, 45 students

Score: 13.3 %

-15.4 pts from target

NOT MEETING

no data prior year

Students with IEPs, 140 students

Score: 5.0 %

-23.7 pts from target

NOT MEETING

no data prior year

Economically Disadvantaged, 718 students

Score: 15.3 %

-13.4 pts from target

NOT MEETING

no data prior year

Climate, Culture & Opportunity

Guardrail 1 - Welcoming and Supportive Schools

School Code | 3445 School Name | MAST III Charter School

Guardrail 1: Every school will be a safe, welcoming and healthy place where our students, staff and community want to be and learn each day. This means that our schools will be: 1) environmentally safe and clean; and 2) spaces with inclusive climates that provide students with access to robust social, emotional, and mental health supports.

School Climate Score

Score: 6.7



2021-2022 Target: 7.0
-0.3 pts from target

2025-2026 Goal: 7.0
-0.3 pts from target

NOT MEETING

no data prior year



School Climate Survey

6.7/10
Student Rating

9.0/10
Parent Rating

5.9/10
Teacher Rating

School Instruction Score

Score: 7.4



2021-2022 Target: 8.0
-0.6 pts from target

2025-2026 Goal: 8.0
-0.6 pts from target

NOT MEETING

no data prior year



School Instruction Survey

7.8/10
Student Rating

7.8/10
Parent Rating

6.5/10
Teacher Rating

- Meeting Target
- Not Meeting Target

Not Applicable



School Has at Least 2 Behavioral/Mental Health Support FTEs per 500 Students

Climate, Culture & Opportunity

Guardrail 1 - Welcoming and Supportive Schools

School Code | 3445 School Name | MAST III Charter School

Guardrail 1: Every school will be a safe, welcoming and healthy place where our students, staff and community want to be and learn each day. This means that our schools will be: 1) environmentally safe and clean; and 2) spaces with inclusive climates that provide students with access to robust social, emotional, and mental health supports.

% of Students Attending at Least 95% of Instructional Days	% of Students Attending			
<p>All Students: 1,161 Students</p> <p>Score: 43.6 %</p>  <p>2021-2022 Target: 52.9 % -9.3 pts from target</p> <p>2025-2026 Goal: 60.0 % -16.4 pts from target</p> <p>NOT MEETING no data prior year</p>	<p>Greater Than 95% of Instructional Days 43.6 %</p>	<p>90-95% of Instructional Days 29.4 %</p>		
<p>All Students: 1,161 Students</p> <p>Score: 73.0 %</p>  <p>2021-2022 Target: 82.3 % -9.3 pts from target</p> <p>2025-2026 Goal: 94.0 % -21.0 pts from target</p> <p>NOT MEETING no data prior year</p>	<p style="text-align: center;">Additional Metrics</p> <table border="0" style="width: 100%;"> <tr> <td style="width: 50%; text-align: center;"> <p>Not Applicable</p> <p><i>% of Teachers Attending at Least 95% of Work Days (Cumulative)</i></p> <p>Not Applicable</p> <p><i>% of Teachers Receiving a Proficient MMS Rating</i></p> </td> <td style="width: 50%; text-align: center;"> <p>Not Applicable</p> <p><i>Teacher Annual Retention</i></p> <p>Not Applicable</p> <p><i>% of Teachers Receiving a Distinguished MMS Rating</i></p> </td> </tr> </table>		<p>Not Applicable</p> <p><i>% of Teachers Attending at Least 95% of Work Days (Cumulative)</i></p> <p>Not Applicable</p> <p><i>% of Teachers Receiving a Proficient MMS Rating</i></p>	<p>Not Applicable</p> <p><i>Teacher Annual Retention</i></p> <p>Not Applicable</p> <p><i>% of Teachers Receiving a Distinguished MMS Rating</i></p>
<p>Not Applicable</p> <p><i>% of Teachers Attending at Least 95% of Work Days (Cumulative)</i></p> <p>Not Applicable</p> <p><i>% of Teachers Receiving a Proficient MMS Rating</i></p>	<p>Not Applicable</p> <p><i>Teacher Annual Retention</i></p> <p>Not Applicable</p> <p><i>% of Teachers Receiving a Distinguished MMS Rating</i></p>			

- Meeting Target
- Not Meeting Target

Climate, Culture & Opportunity

Guardrail 2 - Enriching and Well-rounded School Experiences

Guardrail 3 - Partnering with Parents / Family Members

School Code | 3445 School Name | MAST III Charter School

Guardrail 2: Every student will have a well-rounded education with co-curricular opportunities, including arts and athletics, integrated into the school experience.

Guardrail 3: Every parent and guardian will be welcomed and encouraged to be partners in their child's school community.

% of Students Participating in Visual / Performing Arts

% of Students
Participating in Visual /
Performing Arts

100.0 %

1,060 out of 1,060 students

- Meeting Target
- Not Meeting Target

School Relationship Score

Score: 8.2



2021-2022 Target: 8.0

0.2 pts above target

MEETING
2026 GOAL

no data prior year

Additional Metrics



Not Applicable

School Has a SAC/Parent Advisory Group



Not Applicable

School Has a SAC/Parent Advisory Group That Meets Regularly



Not Applicable

Number of SAC/Parent Advisory Group Meetings

Climate, Culture & Opportunity

Guardrail 4 - Addressing Racist Practices

School Code | 3445 School Name | MAST III Charter School

Guardrail 4: Our students' potential will not be limited by practices that perpetuate systemic racism and hinder student achievement.

